

School Performance Information 2017-18

Blue = Oxley Primary School purple = Leicestershire red = National

Foundation Stage (Reception)

★ Good Level Of Development

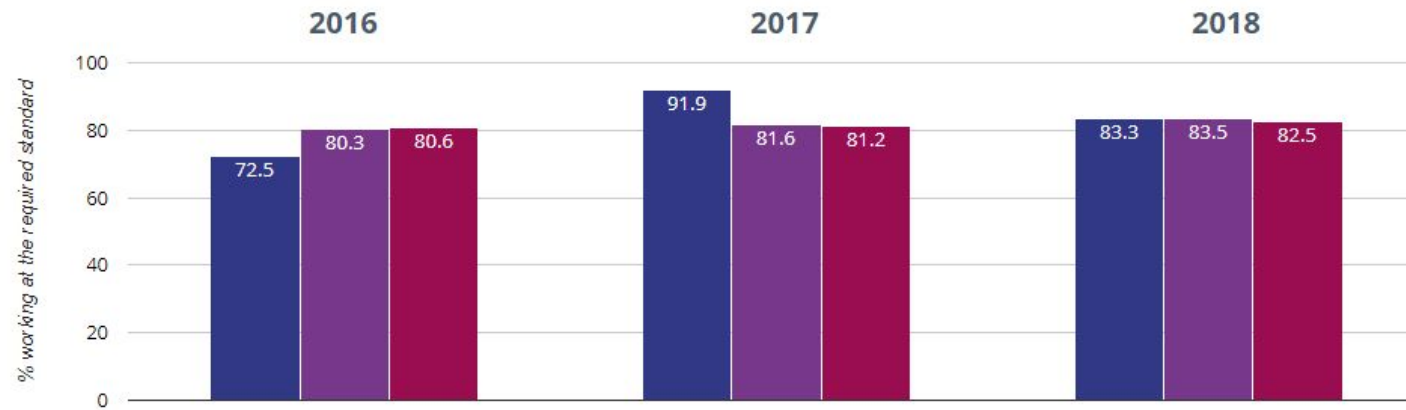


Progress made by pupils in Reception		
Expected progress = 4 points		
Reading: 9.4	Writing: 9.4	Maths (Number): 7.0

Key Stage 1

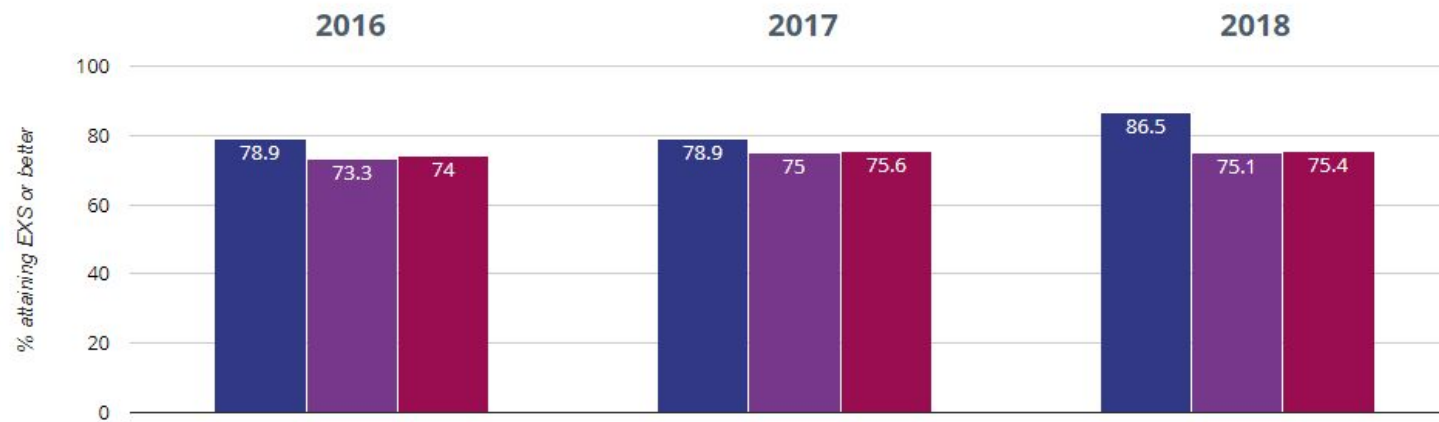
Phonics screener (Y1):

 Year 1: Working At



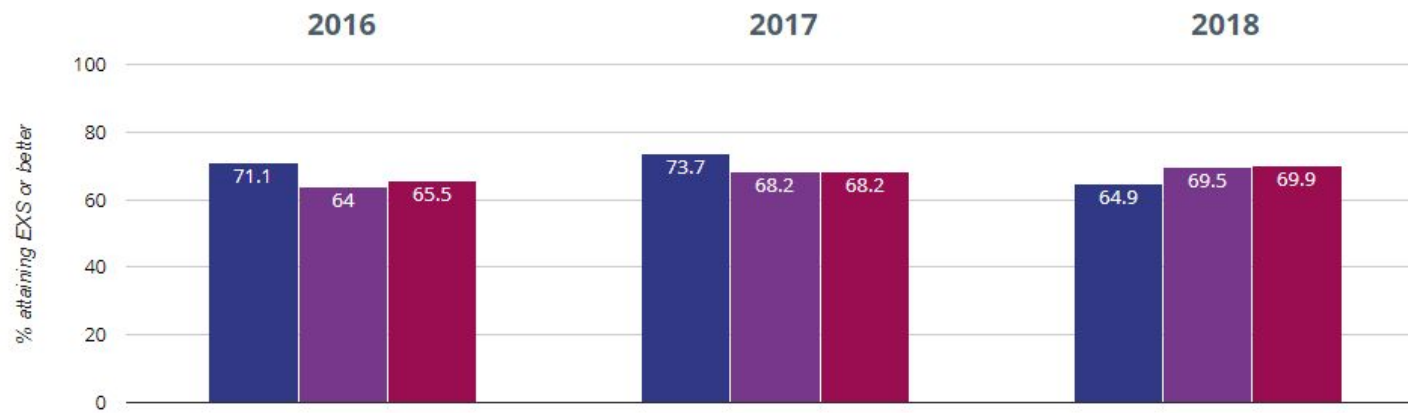
End of Key Stage 1 (Y2):

Reading



Writing:

✍ Writing - attaining EXS or better



Maths:

⊕ Maths - attaining EXS or better



Key Stage 2

2018 was the first time pupils at Oxley took their Y6 SATs tests.

- Average Progress from Key Stage 1 (National Average = 0)

Reading: +1.15

Writing: -4.27

Maths: -0.81

- Scaled Scores

Reading: 105 (National average 105.0)

Maths: 102.2 (National average 104)

Achieving expected standard in all of Reading, Writing and Maths:
44% (National average 64%)